

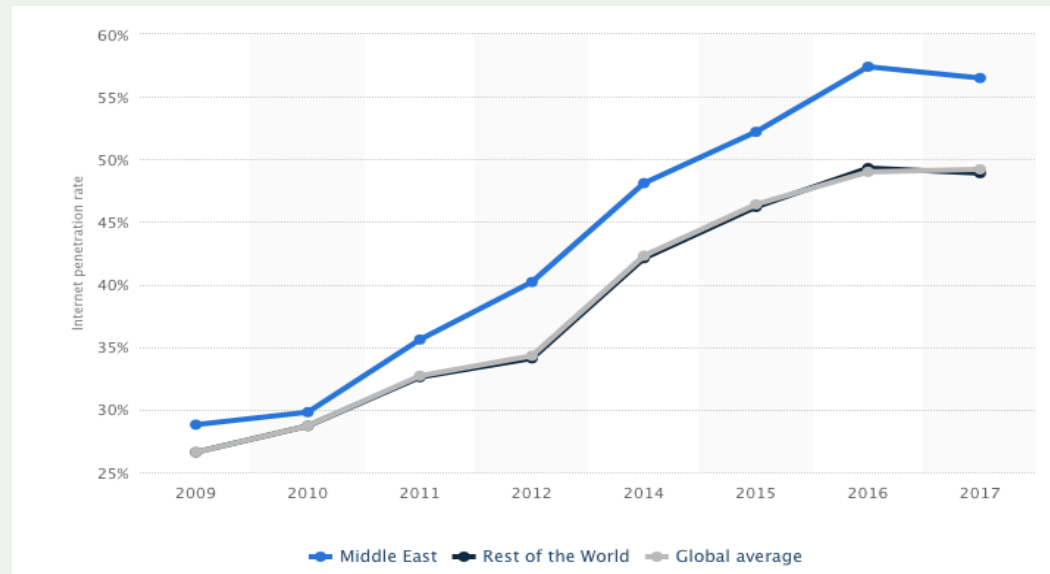
April 2017

Middle East Chapters' Workshop

Dr. Konstantinos Komaitis



Internet Penetration Rate in the ME compared to the global Internet penetration rate from 2009 to 2017



The statistic shows the Internet penetration in the Middle East compared to the rest of the world and the global average penetration rate from 2009 to 2017. As of March 2017, Internet penetration in the Middle East was 56.4 percent among the local population.

Internet Usage in the Middle East

INTERNET USERS FOR 2017 IN THE MIDDLE EAST AND THE WORLD						
<u>MIDDLE EAST REGION</u>	Population (2017 Est.)	Pop. % of World	Internet Users, 30-Jun-2016	% Population (Penetration)	Internet % Users	Facebook 30-Jun-2016
<u>Total Middle East</u>	250,327,574	3.3 %	141,489,765	56.5 %	3.8 %	76,000,000
<u>Rest of the World</u>	7,268,701,396	96.7 %	3,554,748,665	48.9 %	96.2 %	1,603,433,530
WORLD TOTAL	7,519,028,970	100.0 %	3,696,238,430	49.2 %	100.0 %	1,679,433,530

Source: <http://www.internetworldstats.com/stats5.htm>



Internet Usage in the Middle East (by country)

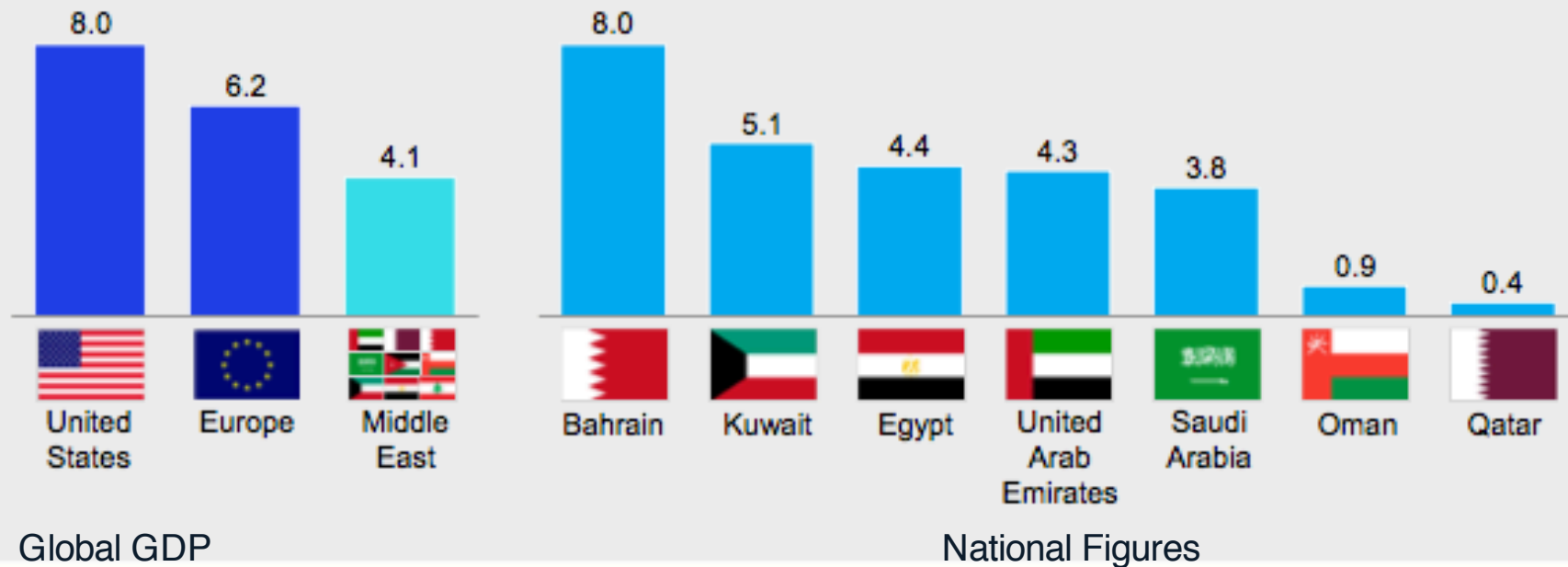
Source: <http://www.internetworldstats.com/stats5.htm>

Middle East Internet Users, Population and Facebook Statistics 2017						
MIDDLE EAST	Population (2017 Est.)	Users, in Dec/2000	Internet Usage 30-Jun-2016	% Population (Penetration)	Internet % users	Facebook 30-Jun-2016
<u>Bahrain</u>	1,418,895	40,000	1,278,752	90.1 %	0.9 %	800,000
<u>Iran</u>	80,945,718	250,000	56,700,000	70.0 %	40.1 %	17,200,000
<u>Iraq</u>	38,654,287	12,500	14,000,000	36.2 %	9.9 %	14,000,000
<u>Israel</u>	8,323,248	1,270,000	5,941,174	71.4 %	4.2 %	4,900,000
<u>Jordan</u>	7,876,703	127,300	5,700,000	72.4 %	4.0 %	4,800,000
<u>Kuwait</u>	4,099,932	150,000	3,202,110	78.1 %	2.3 %	2,300,000
<u>Lebanon</u>	6,039,277	300,000	4,545,007	75.3 %	3.2 %	3,100,000
<u>Oman</u>	4,741,305	90,000	3,310,260	69.8 %	2.3 %	1,500,000
<u>Palestine (State of)</u>	4,928,225	35,000	3,007,869	44.7 %	2.1 %	1,700,000
<u>Qatar</u>	2,338,085	30,000	2,200,000	94.1 %	1.6 %	2,200,000
<u>Saudi Arabia</u>	32,742,664	200,000	20,813,695	63.6 %	14.7 %	14,000,000
<u>Syria</u>	18,906,907	30,000	5,502,250	29.1 %	3.9 %	n/a
<u>United Arab Emirates</u>	9,397,599	735,000	8,515,420	90.6 %	6.0 %	7,700,000
<u>Yemen</u>	28,119,546	15,000	6,773,228	24.1 %	4.8 %	1,800,000
TOTAL Middle East	250,327,574	3,284,800	141,489,765	56.5 %	100.0 %	76,000,000



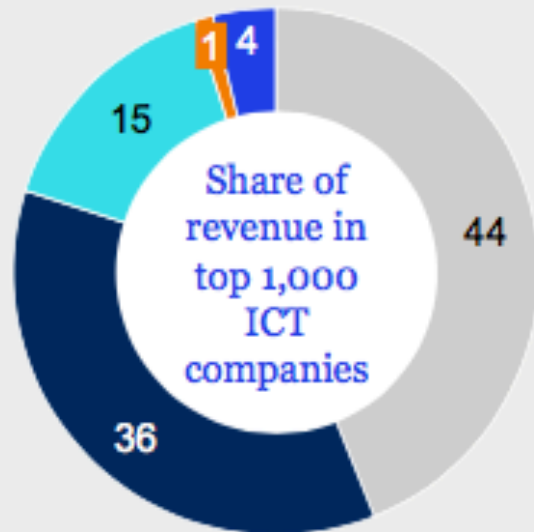
Digital contribution to Middle East economy is low compared with benchmarks

Share of digital contribution to GDP, %

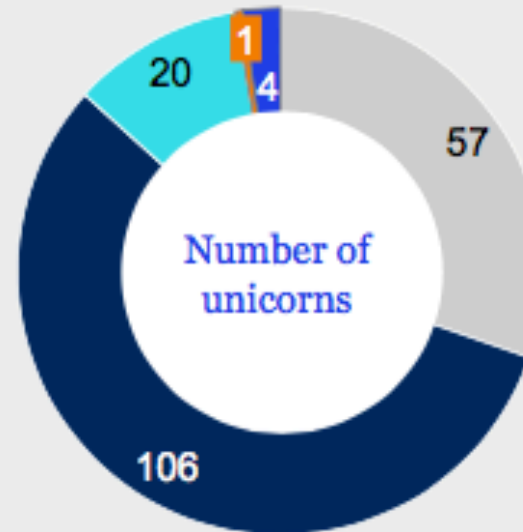


The region lags behind in share of ICT companies and number of unicorns, %

Share of revenues, 2015



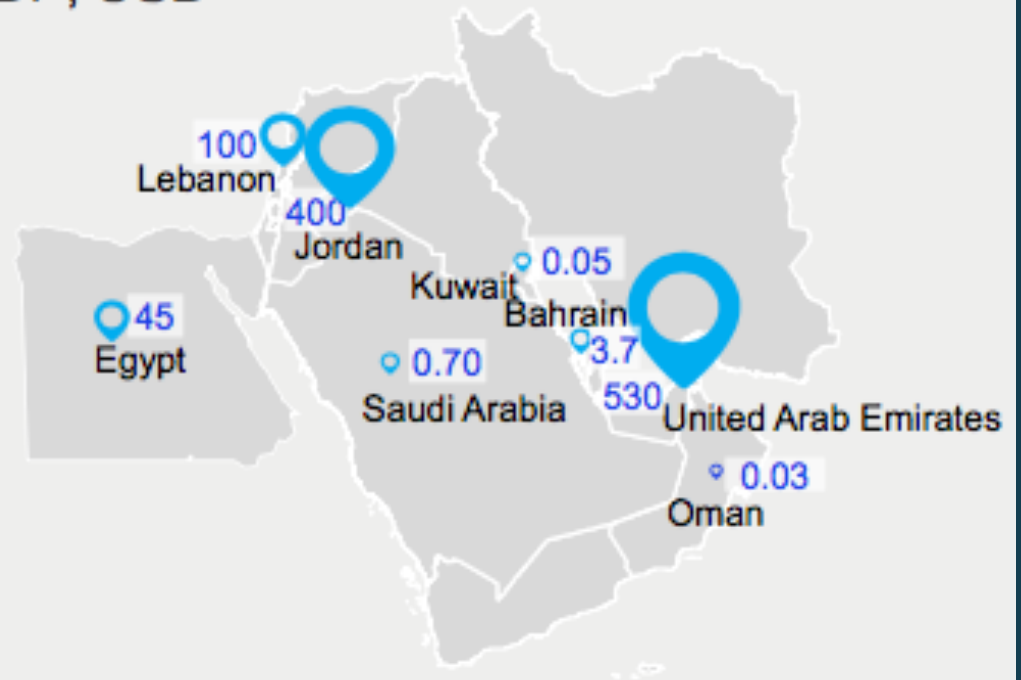
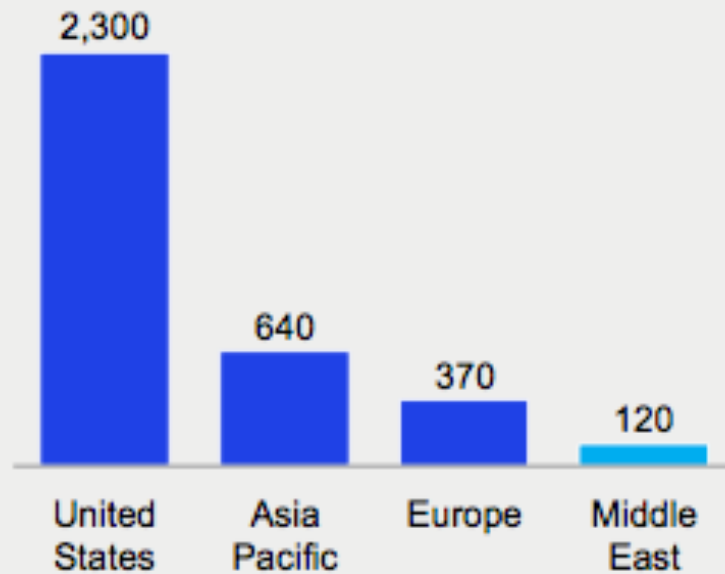
Number of unicorns



- APAC
- United States
- Europe
- Middle East
- Other

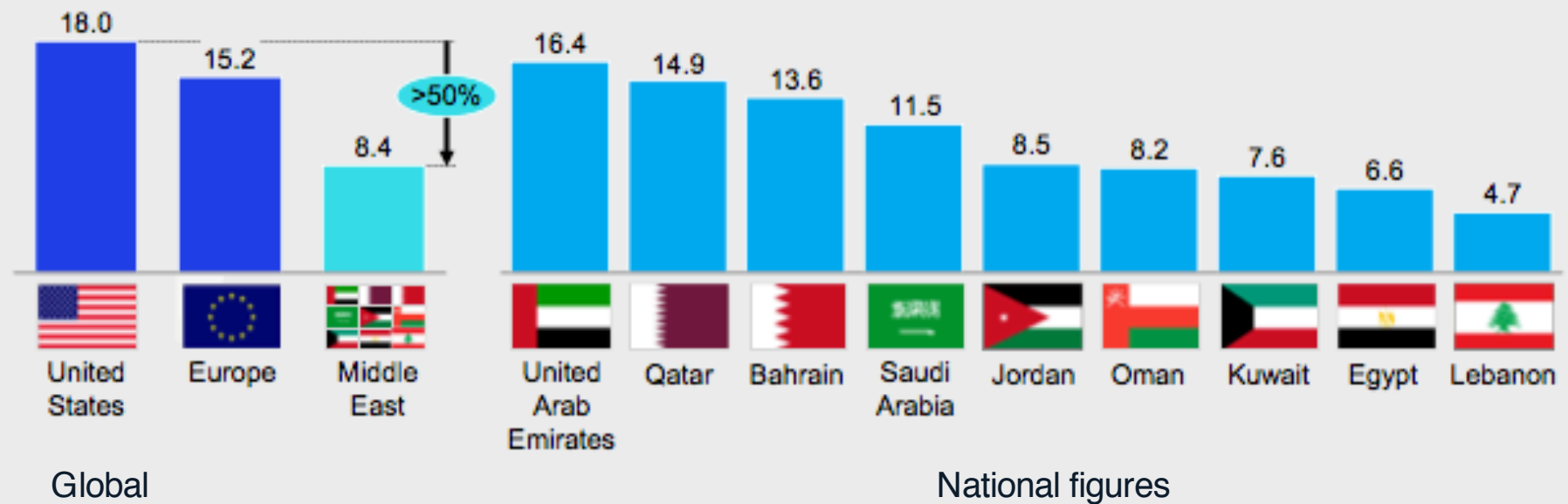
Venture capital funding has room for improvement in the region

VC in digital, per million nominal GDP, USD



The Middle East captures just a fraction of its digital potential

Captured digital potential by country, %



Thank you.

Visit us at
www.internetsociety.org
Follow us
@internetsociety

Galerie Jean-Malbisson 15,
CH-1204 Geneva,
Switzerland.
+41 22 807 1444

1775 Wiehle Avenue,
Suite 201, Reston, VA
20190-5108 USA.
+1 703 439 2120

